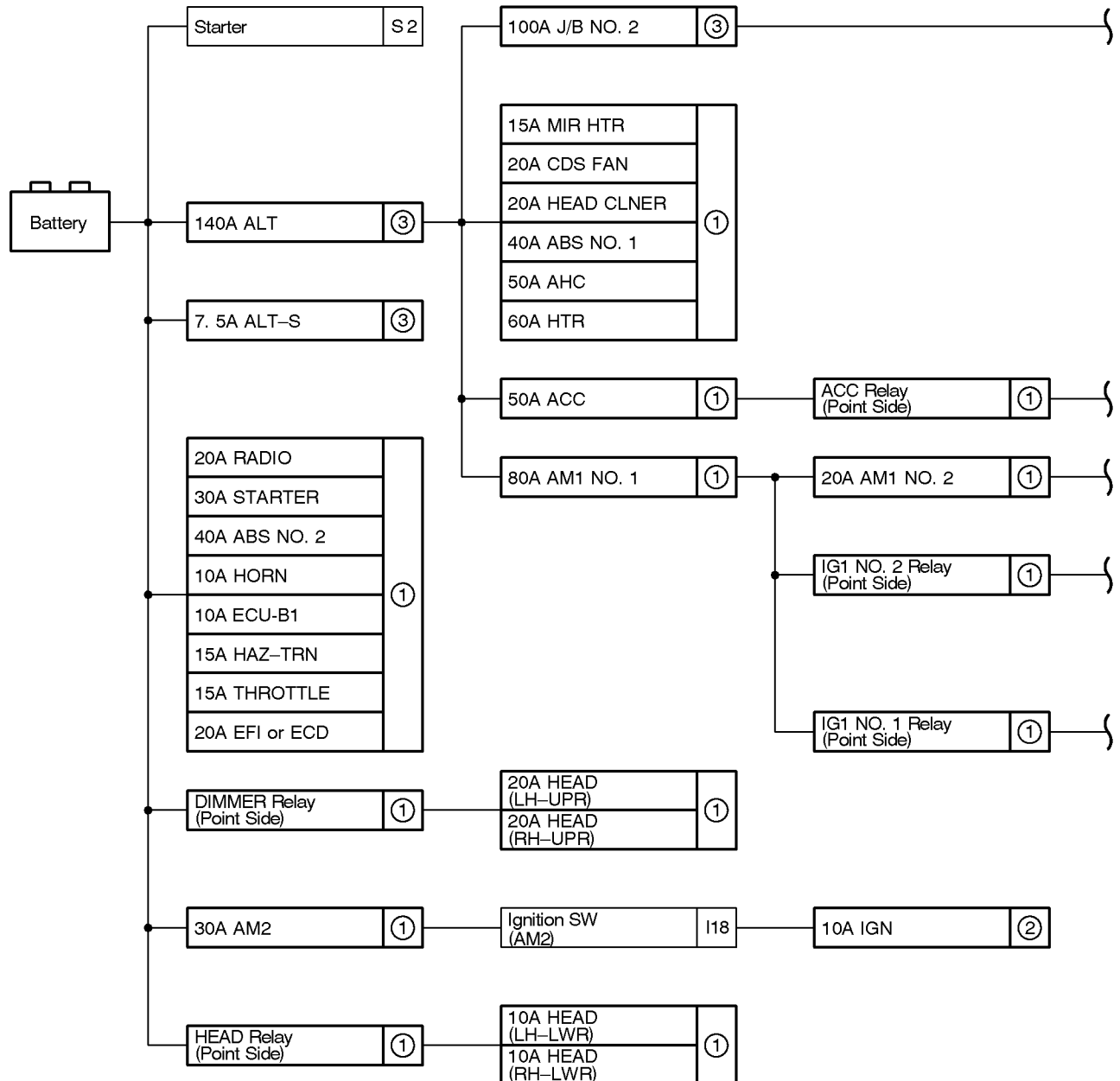


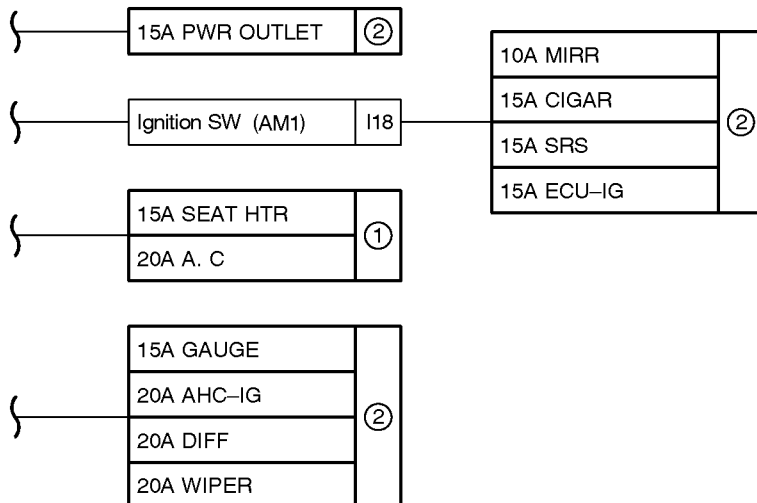
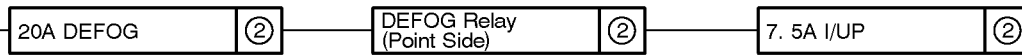
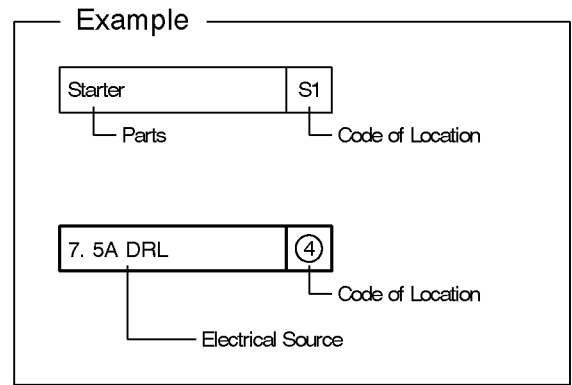
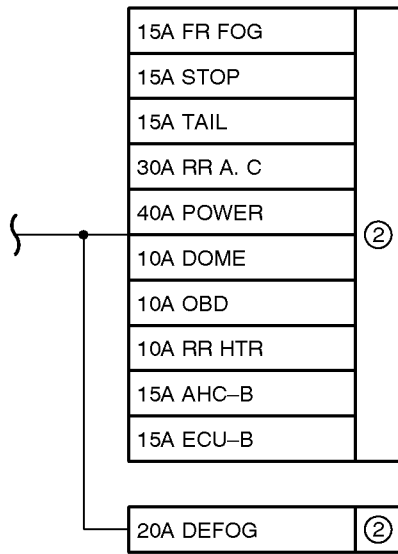
K POWER SOURCE (Current Flow Chart)

The chart below shows the route by which current flows from the battery to each electrical source (Fusible Link, Circuit Breaker, Fuse, etc.) and other parts.



[LOCATION] ① : Engine Room J/B (See Page 20)

② : Cowl Side J/B LH (See Page 24)



③ : Fusible Link Block (F 7 on See Page 34)

K POWER SOURCE (Current Flow Chart)

Engine Room J/B (See Page 20)

Fuse		System	Page
10A	ECU-B1	Automatic Light Control	124
		Cellular Mobile Telephone	302
		Combination Meter	310
		Door Lock Control	240
		Interior Light	110
		Key Reminder and Seat Belt Warning	296
		Light Auto Turn Off	128
		Moon Roof	234
		Multiplex Communication System	138
		Power Tilt and Power Telescopic	274
		Power Window	228
		Remote Control Mirror	280
		Theft Deterrent	258
		Wireless Door Lock Control	248
10A	HEAD (LH-LWR)	Combination Meter	310
		Front Fog Light	94
		Headlight	88
10A	HEAD (RH-LWR)	Headlight	88
10A	HORN	Horn	172
		Theft Deterrent	258
15A	HAZ-TRN	Theft Deterrent	258
		Turn Signal and Hazard Warning Light	96
15A	MIR HTR	Rear Window Defogger and Mirror Heater	292
15A	SEAT HTR	Seat Heater	290
15A	THROTTLE	Cruise Control	186
		Electronically Controlled Transmission and A/T Indicator	176
		Engine Control and Engine Immobiliser System	74
20A	A.C	Condenser Fan and Front Air Conditioning	318
		Key Reminder and Seat Belt Warning	296
		Rear Air Conditioning	326
20A	AM1 NO.2	Turn Signal and Hazard Warning Light	96
20A	CDS FAN	Condenser Fan and Front Air Conditioning	318
20A	EFI or ECD	Cruise Control	186
		Electronically Controlled Transmission and A/T Indicator	176
		Engine Control and Engine Immobiliser System	74
20A	HEAD (LH-UPR)	Headlight	88
20A	HEAD (RH-UPR)	Headlight	88
20A	HEAD CLNER	Headlight Cleaner	132
20A	RADIO	Auto Antenna	300
		Radio and Player	306
30A	AM2	Electronically Controlled Transmission and A/T Indicator	176
		Engine Control and Engine Immobiliser System	74

* These are the page numbers of the first page on which the related system is shown.

Cowl Side J/B LH (See Page 24)

Fuse		System	Page
30A	AM2	Ignition	68
		Starting	66
30A	STARTER	Starting	66
40A	ABS NO.1	ABS	204
40A	ABS NO.2	ABS	204
50A	AHC	Active Height Control Suspension and Adaptive Variable Suspension	194
60A	HTR	Condenser Fan and Front Air Conditioning	318
80A	AM1 NO.1	Rear Window Defogger and Mirror Heater	292
		Turn Signal and Hazard Warning Light	96
7.5A	I/UP	Rear Window Defogger and Mirror Heater	292
10A	DOME	Garage Door Opener	174
		Interior Light	110
		Multiplex Communication System	138
10A	IGN	ABS	204
		Charging	72
		Combination Meter	310
		Cruise Control	186
		Electronically Controlled Transmission and A/T Indicator	176
		Engine Control and Engine Immobiliser System	74
		SRS	211
10A	MIRR	Multiplex Communication System	138
		Remote Control Mirror	280
10A	OBD	Cruise Control	186
		Engine Control and Engine Immobiliser System	74
10A	RR HTR	Rear Air Conditioning	326
15A	AHC-B	Active Height Control Suspension and Adaptive Variable Suspension	194
15A	CIGAR	Auto Antenna	300
		Cigarette Lighter	168
		Clock	166
		Condenser Fan and Front Air Conditioning	318
		Radio and Player	306
		Rear Air Conditioning	326
		Remote Control Mirror	280
		Shift Lock	216
15A	ECU-B	Clock	166
		Combination Meter	310
		Condenser Fan and Front Air Conditioning	318
		Headlight	88
		Power Seat	266
		Power Tilt and Power Telescopic	274
		Rear Air Conditioning	326
		Remote Control Mirror	280

* These are the page numbers of the first page on which the related system is shown.

K POWER SOURCE (Current Flow Chart)

Fuse		System	Page
15A	ECU-B	SRS	211
		Theft Deterrent	258
15A	ECU-IG	ABS	204
		Auto Antenna	300
		Automatic Light Control	124
		Cellular Mobile Telephone	302
		Door Lock Control	240
		Interior Light	110
		Light Auto Turn Off	128
		Moon Roof	234
		Multiplex Communication System	138
		Power Seat	266
		Power Tilt and Power Telescopic	274
		Power Window	228
		Remote Control Mirror	280
		Shift Lock	216
		Theft Deterrent	258
		Wireless Door Lock Control	248
15A	FR FOG	Front Fog Light	94
15A	GAUGE	ABS	204
		Active Height Control Suspension and Adaptive Variable Suspension	194
		Automatic Glare-Resistant EC Mirror	286
		Back-Up Light	122
		Center Differential Lock	218
		Charging	72
		Combination Meter	310
		Cruise Control	186
		Electronically Controlled Transmission and A/T Indicator	176
		Engine Control and Engine Immobiliser System	74
		Headlight	88
		Illumination	104
		Key Reminder and Seat Belt Warning	296
		Multiplex Communication System	138
		Power Rear Quarter Window	288
		Rear Differential Lock	222
		Rear Window Defogger and Mirror Heater	292
		Remote Control Mirror	280
		Wireless Door Lock Control	248
15A	PWR OUTLET	Power Outlet	170
15A	SRS	SRS	211
15A	STOP	ABS	204
		Active Height Control Suspension and Adaptive Variable Suspension	194
		Cruise Control	186
		Electronically Controlled Transmission and A/T Indicator	176

* These are the page numbers of the first page on which the related system is shown.

Fuse		System	Page
15A	STOP	Engine Control and Engine Immobiliser System	74
		Multiplex Communication System	138
		Shift Lock	216
		Stop Light	118
15A	TAIL	Automatic Light Control	124
		Illumination	104
		Light Auto Turn Off	128
		Multiplex Communication System	138
		Taillight	100
		Theft Deterrent	258
		Wireless Door Lock Control	248
20A	AHC-IG	Active Height Control Suspension and Adaptive Variable Suspension	194
20A	DEFOG	Rear Window Defogger and Mirror Heater	292
20A	DIFF	Center Differential Lock	218
		Rear Differential Lock	222
20A	WIPER	Front Wiper and Washer	158
		Headlight Cleaner	132
		Multiplex Communication System	138
		Rear Wiper and Washer	162
30A	RR A.C	Rear Air Conditioning	326
40A	POWER	Door Lock Control	240
		Moon Roof	234
		Multiplex Communication System	138
		Power Seat	266
		Power Tilt and Power Telescopic	274
		Power Window	228
		Wireless Door Lock Control	248

Fusible Link Block (F7 on See Page 34)

Fuse		System	Page
7.5A	ALT-S	Charging	72
100A	J/B NO.2	Automatic Light Control	124
		Light Auto Turn Off	128
140A	ALT	Automatic Light Control	124
		Charging	72
		Light Auto Turn Off	128
		Turn Signal and Hazard Warning Light	96

* These are the page numbers of the first page on which the related system is shown.